

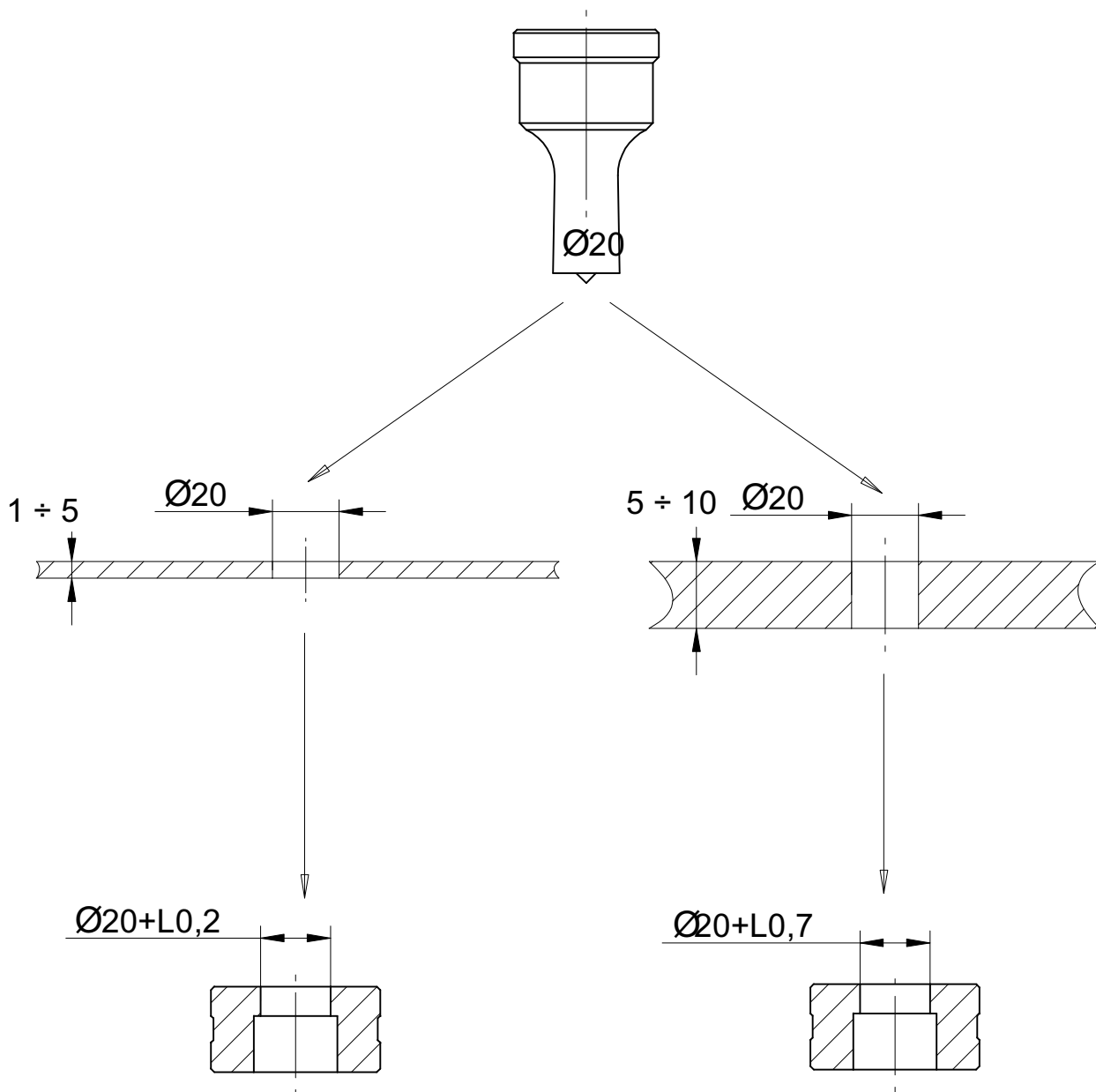
PUNCHES AND DIES FOR MACHINES GEKA



wromet.com.pl

TOOLS FOR MACHINES GEKA

Modell	Nr. Stempel	Nr. Matrize
MULTIII	1	1 1A
	2	2
MICROCROP MINICROPMULTICROP HYD5070 P.P.50, PUMA5070 IW4545M	515	5
	527	
	6	6
BENDICROP	831	5
HYD5580	819	
PUMA5580 IW5580	831	8
	840	
HYD100	819	
PUMA100	831	
HYD110 PUMA110 IW110	819	10
	831	
	840	
HYD150200	1026	
PUMA150200	1040	
MINICROPMULTICROP HYD5070100 PUMA5070100 HYD5580110 PUMA5580110	11	11
	12	12
	13	13
	11A	11
HYD150200 PUMA150200	12A	12
	13A	13

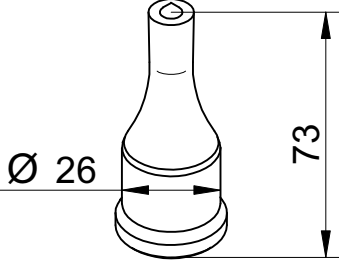
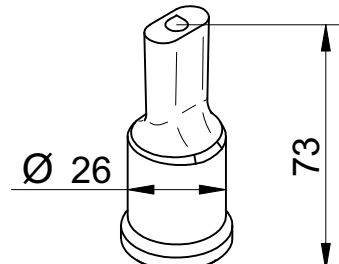
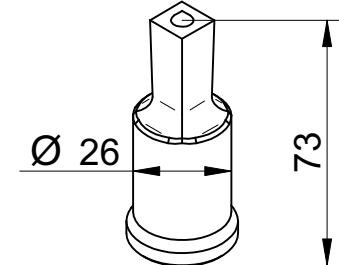
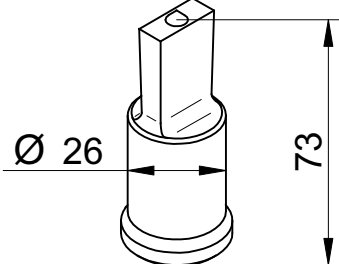


A stamp determines the size of the hole.
 The hole in the matrix corresponds to the size of stamp + clearance.
 For the manufacture of thin sheet of 0.2 mm to 0.7 mm thick plates.
 It is possible to punch and die with special dimensions and with individual bulk.

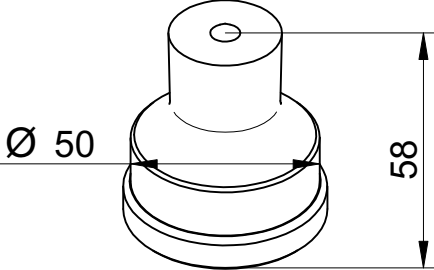
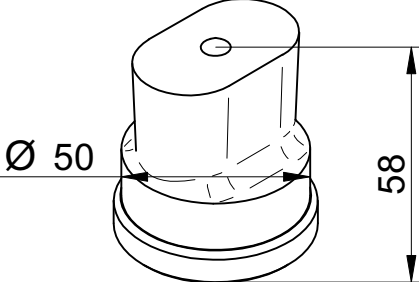
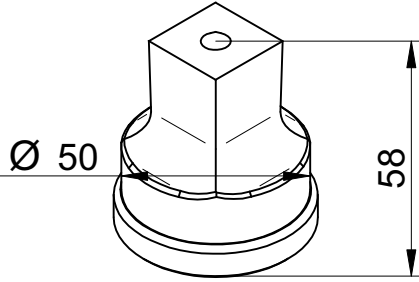
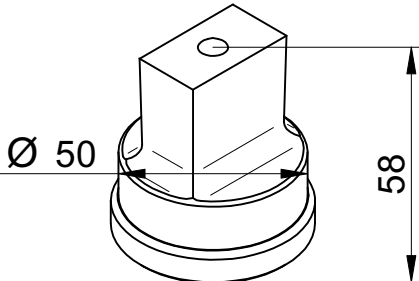
	<p>Round punch \varnothing(mm)</p> <p>3,0 ÷ 27,0 Size at 0,5 mm</p>	<p>NR 5/27</p>
	<p>Oval punch (mm)</p> <p>5,5x10 ÷ 26,0x27,0 Size at 0,5 mm</p>	<p>NR 5/27</p>
	<p>Square punch (mm)</p> <p>4,0 ÷ 20,0 Size at 0,5 mm</p>	<p>NR 5/27</p>
	<p>Rectangular punch (mm)</p> <p>7,0x10,0 ÷ 15,0x21,0 Size at 0,5 mm</p>	<p>NR 5/27</p>
	<p>Punch eccentric (mm)</p> <p>3,0 ÷ 20,0 Size at 0,5 mm</p>	<p>NR 5/27</p>

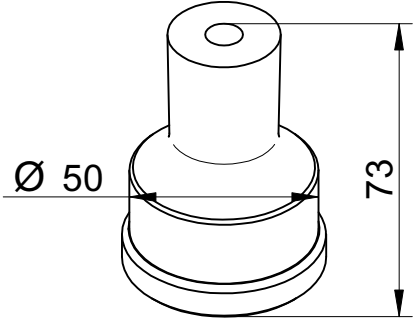
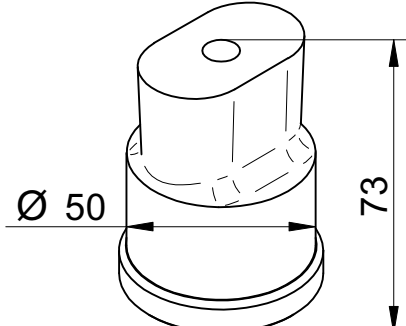
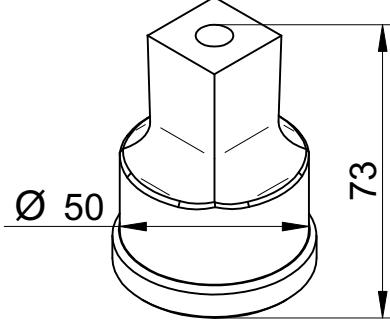
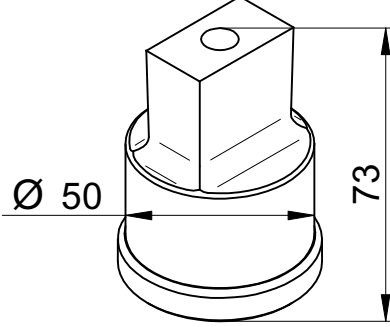
	<p>Round punch \varnothing(mm)</p> <p>3,0 ÷ 31,0 Size at 0,5 mm</p>	<p>NR 8/31</p>
	<p>Oval punch (mm)</p> <p>5,5x10 ÷ 22,0x31,0 Size at 0,5 mm</p>	<p>NR 8/31</p>
	<p>Square punch (mm)</p> <p>4,0 ÷ 22,0 Size at 0,5 mm</p>	<p>NR 8/31</p>
	<p>Rectangular punch (mm)</p> <p>8x9÷8x28 15x16÷15x24 9x10÷9x28 10x11÷10x25 11x12÷11x25 12x13÷12x25 13x14÷13x25 14x15÷14x25</p>	<p>NR 8/31</p>
	<p>Punch eccentric (mm)</p> <p>3,0 ÷ 15,0 Size at 0,5 mm</p>	<p>NR 8/31</p>

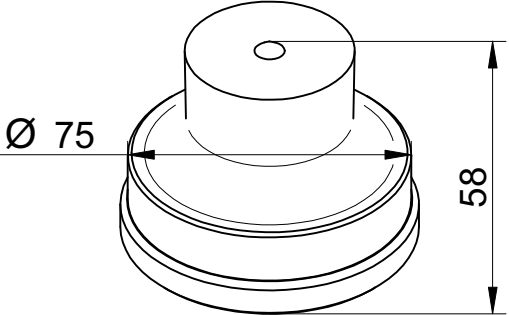
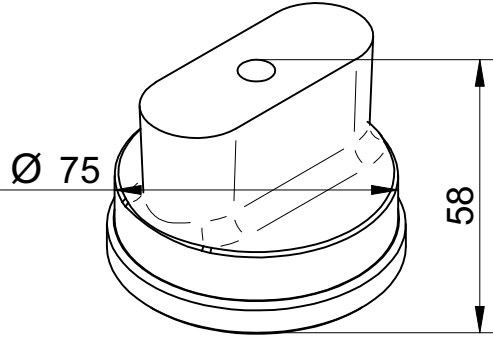
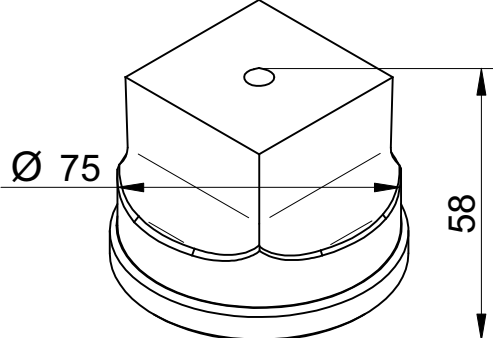
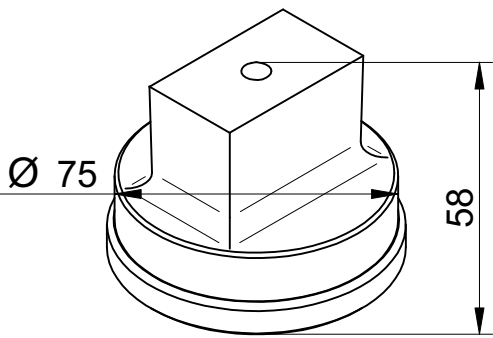
	<p>Round punch \varnothing(mm)</p> <p>3,0 ÷ 30,0 Size at 0,5 mm</p>	<p>NR 8/40</p> <p>25</p>
	<p>Oval punch (mm)</p> <p>5,5x10 ÷ 38,0x40,0 Size at 0,5 mm</p>	<p>NR 8/40</p>
	<p>Square punch (mm)</p> <p>4,0 ÷ 28,0 Size at 0,5 mm</p>	<p>NR 8/40</p>
	<p>Rectangular punch (mm)</p> <p>8x9÷8x35 15x16÷15x30 9x10÷9x35 16x17÷16x30 10x11÷10x30 17x18÷17x30 11x12÷11x30 18x19÷18x30 12x13÷12x30 19x20÷20x30 13x14÷13x30 24x25÷24x30 14x15÷14x30</p>	<p>NR 8/40</p>
	<p>Punch eccentric (mm)</p> <p>3,0 ÷ 20,0 Size at 0,5 mm</p>	<p>NR 8/40</p>

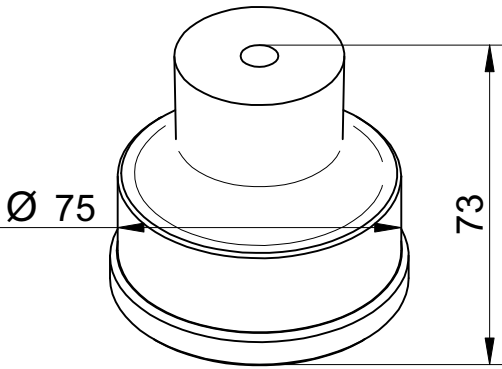
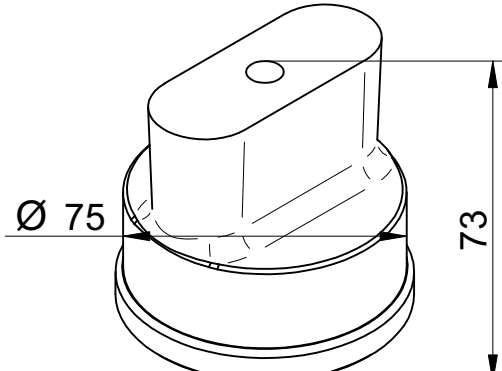
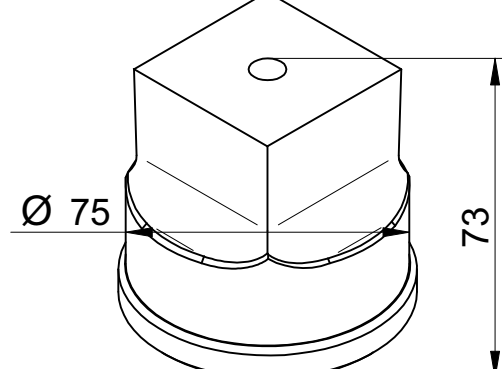
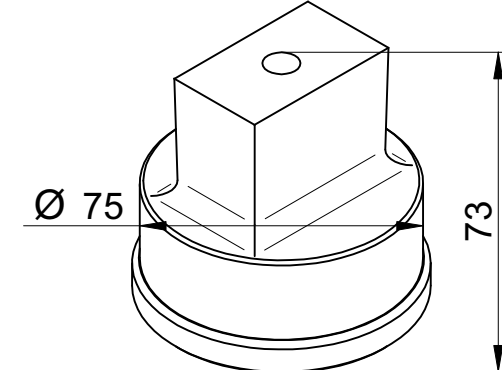
	<p>Round punch \varnothing(mm)</p> <p>3,0 ÷ 26,0 Size at 0,5 mm</p>	<p>NR 10/26</p>
	<p>Oval punch (mm)</p> <p>5,5x10 ÷ 22,0x26,0 Size at 0,5 mm</p>	<p>NR 10/26</p>
	<p>Square punch (mm)</p> <p>4,0 ÷ 21,0 Size at 0,5 mm</p>	<p>NR 10/26</p>
	<p>Rectangular punch (mm)</p> <p>8x9÷8x20 15x16÷15x20 9x10÷9x20 10x11÷10x20 11x12÷11x20 12x13÷12x20 13x14÷13x20 14x15÷14x20</p>	<p>NR 10/26</p>

	<p>Round punch \varnothing(mm)</p> <p>3,0 ÷ 40,0 Size at 0,5 mm</p>	<p>NR 10/40</p>
	<p>Oval punch (mm)</p> <p>5,5x10 ÷ 38,0x40,0 Size at 0,5 mm</p>	<p>NR 10/40</p>
	<p>Square punch (mm)</p> <p>4,0 ÷ 28,0 Size at 0,5 mm</p>	<p>NR 10/40</p>
	<p>Rectangular punch (mm)</p> <p>8,0x35,0 ÷ 20,0x30,0 Size at 0,5 mm</p>	<p>NR 10/40</p>
	<p>Punch eccentric (mm)</p> <p>3,0 ÷ 20,0 Size at 0,5 mm</p>	<p>NR 10/40</p>

	<p>Round punch \varnothing(mm)</p> <p>10,0 ÷ 50,0 Size at 0,5 mm</p>	<p>NR 11</p>
	<p>Oval punch (mm)</p> <p>10,0x50,0 ÷ 40,0x50,0 Size at 0,5 mm</p>	<p>NR 11</p>
	<p>Square punch (mm)</p> <p>10,0 ÷ 35,0 Size at 0,5 mm</p>	<p>NR 11</p>
	<p>Rectangular punch (mm)</p> <p>10,0x45,0 ÷ 30,0x38,0 Size at 0,5 mm</p>	<p>NR 11</p>

	<p>Round punch \varnothing(mm)</p> <p>10,0 ÷ 50,0 Size at 0,5 mm</p>	<p>NR 11A</p>
	<p>Oval punch (mm)</p> <p>10,0x50,0 ÷ 40,0x50,0 Size at 0,5 mm</p>	<p>NR 11A</p>
	<p>Square punch (mm)</p> <p>10,0 ÷ 35,0 Size at 0,5 mm</p>	<p>NR 11A</p>
	<p>Rectangular punch (mm)</p> <p>10,0x45,0 ÷ 30,0x38,0 Size at 0,5 mm</p>	<p>NR 11A</p>

	<p>Round punch \varnothing(mm)</p> <p>10,0 ÷ 70,0 Size at 0,5 mm</p>	<p>NR 12</p>
	<p>Oval punch (mm)</p> <p>10,0x70,0 ÷ 60,0x70,0 Size at 0,5 mm</p>	<p>NR 12</p>
	<p>Square punch (mm)</p> <p>10,0 ÷ 50,0 Size at 0,5 mm</p>	<p>NR 12</p>
	<p>Rectangular punch (mm)</p> <p>10,0x70,0 ÷ 45,0x60,0 Size at 0,5 mm</p>	<p>NR 12</p>

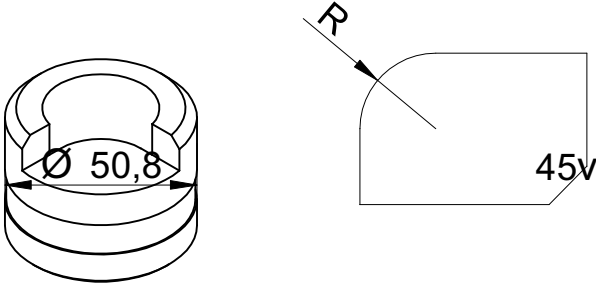
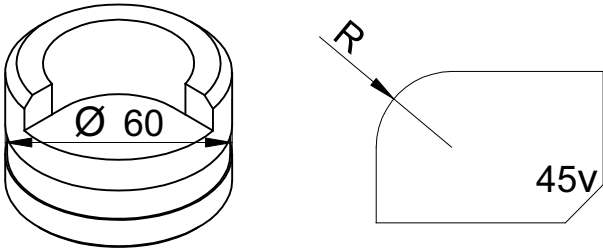
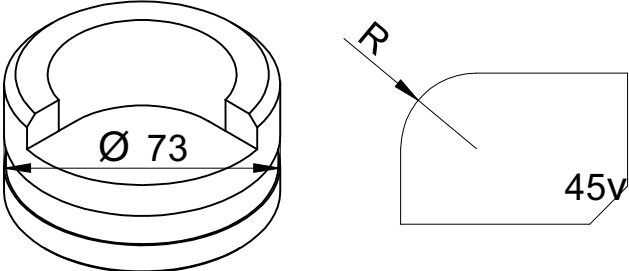
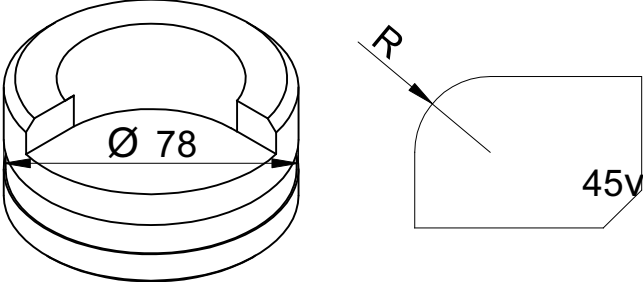
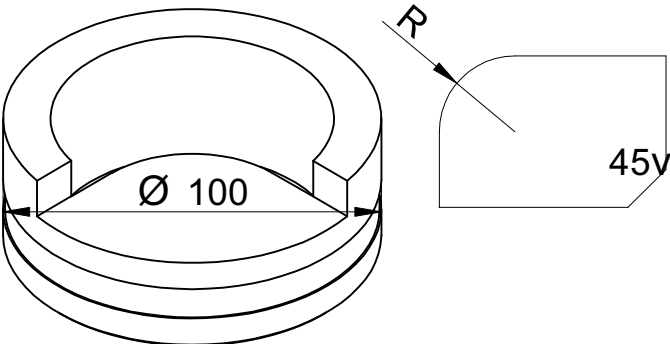
	<p>Round punch \varnothing(mm)</p> <p>10,0 ÷ 70,0 Size at 0,5 mm</p>	<p>NR 12A</p>
	<p>Oval punch (mm)</p> <p>10,0x70,0 ÷ 60,0x70,0 Size at 0,5 mm</p>	<p>NR 12A</p>
	<p>Square punch (mm)</p> <p>10,0 ÷ 50,0 Size at 0,5 mm</p>	<p>NR 12A</p>
	<p>Rectangular punch (mm)</p> <p>10,0x70,0 ÷ 45,0x60,0 Size at 0,5 mm</p>	<p>NR 12A</p>

<p>Technical drawing of a round punch. The diameter is labeled as $\varnothing 100$ and the height is labeled as 58.</p>	<p>Round punch \varnothing(mm)</p> <p>10,0 ÷ 100,0 Size at 0,5 mm</p>	<p>NR 13</p>
<p>Technical drawing of an oval punch. The diameter is labeled as $\varnothing 100$ and the height is labeled as 58.</p>	<p>Oval punch (mm)</p> <p>10,0x100,0 ÷ 80,0x100,0 Size at 0,5 mm</p>	<p>NR 13</p>
<p>Technical drawing of a square punch. The diameter is labeled as $\varnothing 100$ and the height is labeled as 58.</p>	<p>Square punch (mm)</p> <p>10,0 ÷ 70,0 Size at 0,5 mm</p>	<p>NR 13</p>
<p>Technical drawing of a rectangular punch. The diameter is labeled as $\varnothing 100$ and the height is labeled as 58.</p>	<p>Rectangular punch (mm)</p> <p>10,0x95,0 ÷ 50,0x80,0 Size at 0,5 mm</p>	<p>NR 13</p>

	<p>Round dies \varnothing(mm)</p> <p>10,0 ÷ 100,0 Size at 0,5 mm</p>	<p>NR 13A</p>
	<p>Oval dies (mm)</p> <p>10,0x100,0 ÷ 80,0x100,0 Size at 0,5 mm</p>	<p>NR 13A</p>
	<p>Square dies (mm)</p> <p>10,0 ÷ 70,0 Size at 0,5 mm</p>	<p>NR 13A</p>
	<p>Rectangular dies (mm)</p> <p>10,0x95,0 ÷ 50,0x80,0 Size at 0,5 mm</p>	<p>NR 13A</p>

	<p>Round punch \varnothing(mm)</p> <p>3,0 ÷ 31,0 Size at 0,5 mm</p>	<p>ALPS</p>
	<p>Oval punch (mm)</p> <p>5,5x10 ÷ 22,0x31,0 Size at 0,5 mm</p>	<p>ALPS</p>
	<p>Square punch (mm)</p> <p>4,0 ÷ 22,0 Size at 0,5 mm</p>	<p>ALPS</p>
	<p>Rectangular punch (mm)</p> <p>8x9÷8x28 15x16÷15x24 9x10÷9x28 10x11÷10x25 11x12÷11x25 12x13÷12x25 13x14÷13x25 14x15÷14x25</p>	<p>ALPS</p>

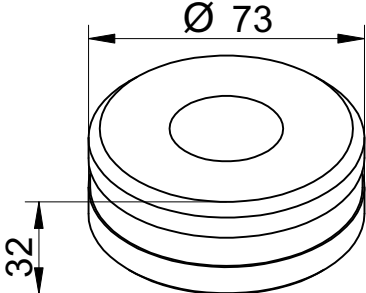
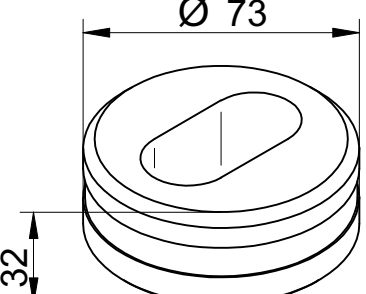
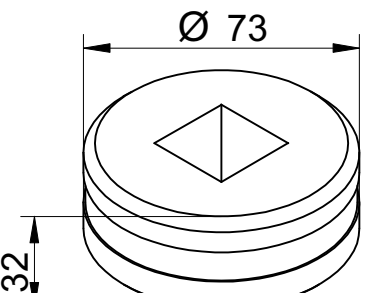
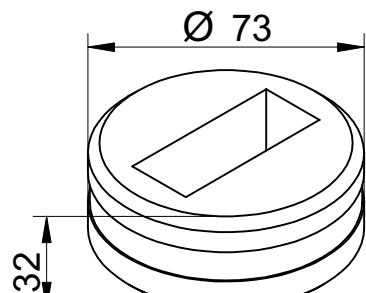
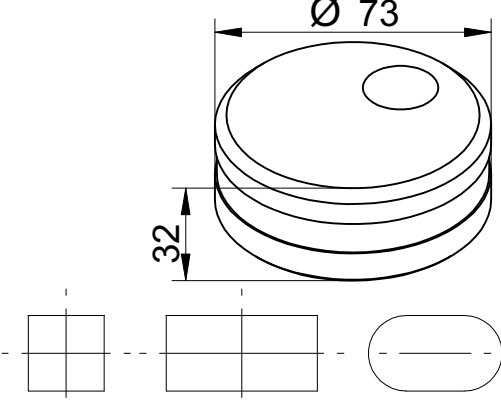
	<p>Rounding (mm)</p> <table border="1"> <tr><td>R 5</td><td>R 10</td><td>R 15</td></tr> <tr><td>R 6</td><td>R 11</td><td></td></tr> <tr><td>R 7</td><td>R 12</td><td></td></tr> <tr><td>R 8</td><td>R 13</td><td></td></tr> <tr><td>R 9</td><td>R 14</td><td></td></tr> </table>	R 5	R 10	R 15	R 6	R 11		R 7	R 12		R 8	R 13		R 9	R 14		<p>NR 5</p>
R 5	R 10	R 15															
R 6	R 11																
R 7	R 12																
R 8	R 13																
R 9	R 14																
	<p>Rounding (mm)</p> <table border="1"> <tr><td>R 5</td><td>R 10</td><td>R 15</td></tr> <tr><td>R 6</td><td>R 11</td><td></td></tr> <tr><td>R 7</td><td>R 12</td><td></td></tr> <tr><td>R 8</td><td>R 13</td><td></td></tr> <tr><td>R 9</td><td>R 14</td><td></td></tr> </table>	R 5	R 10	R 15	R 6	R 11		R 7	R 12		R 8	R 13		R 9	R 14		<p>NR 8/31</p>
R 5	R 10	R 15															
R 6	R 11																
R 7	R 12																
R 8	R 13																
R 9	R 14																
	<p>Rounding (mm)</p> <table border="1"> <tr><td>R 5</td><td>R 10</td><td>R 15</td></tr> <tr><td>R 6</td><td>R 11</td><td></td></tr> <tr><td>R 7</td><td>R 12</td><td></td></tr> <tr><td>R 8</td><td>R 13</td><td></td></tr> <tr><td>R 9</td><td>R 14</td><td></td></tr> </table>	R 5	R 10	R 15	R 6	R 11		R 7	R 12		R 8	R 13		R 9	R 14		<p>NR 8/40</p>
R 5	R 10	R 15															
R 6	R 11																
R 7	R 12																
R 8	R 13																
R 9	R 14																
	<p>Rounding (mm)</p> <table border="1"> <tr><td>R 5</td><td>R 10</td><td>R 15</td></tr> <tr><td>R 6</td><td>R 11</td><td>R 16</td></tr> <tr><td>R 7</td><td>R 12</td><td>R 17</td></tr> <tr><td>R 8</td><td>R 13</td><td>R 18</td></tr> <tr><td>R 9</td><td>R 14</td><td>R 20</td></tr> </table>	R 5	R 10	R 15	R 6	R 11	R 16	R 7	R 12	R 17	R 8	R 13	R 18	R 9	R 14	R 20	<p>NR 11</p>
R 5	R 10	R 15															
R 6	R 11	R 16															
R 7	R 12	R 17															
R 8	R 13	R 18															
R 9	R 14	R 20															
	<p>Rounding (mm)</p> <p>R10 ÷ R45 Size at 1 mm</p>	<p>NR 12 NR 13</p>															

	<p>Rounding (mm)</p> <table border="1"> <tr><td>R 5</td><td>R 10</td><td>R 15</td></tr> <tr><td>R 6</td><td>R 11</td><td></td></tr> <tr><td>R 7</td><td>R 12</td><td></td></tr> <tr><td>R 8</td><td>R 13</td><td></td></tr> <tr><td>R 9</td><td>R 14</td><td></td></tr> </table>	R 5	R 10	R 15	R 6	R 11		R 7	R 12		R 8	R 13		R 9	R 14		<p>NR 5</p>
R 5	R 10	R 15															
R 6	R 11																
R 7	R 12																
R 8	R 13																
R 9	R 14																
	<p>Rounding (mm)</p> <table border="1"> <tr><td>R 5</td><td>R 10</td><td>R 15</td></tr> <tr><td>R 6</td><td>R 11</td><td></td></tr> <tr><td>R 7</td><td>R 12</td><td></td></tr> <tr><td>R 8</td><td>R 13</td><td></td></tr> <tr><td>R 9</td><td>R 14</td><td></td></tr> </table>	R 5	R 10	R 15	R 6	R 11		R 7	R 12		R 8	R 13		R 9	R 14		<p>NR 8</p>
R 5	R 10	R 15															
R 6	R 11																
R 7	R 12																
R 8	R 13																
R 9	R 14																
	<p>Rounding (mm)</p> <table border="1"> <tr><td>R 5</td><td>R 10</td><td>R 15</td></tr> <tr><td>R 6</td><td>R 11</td><td></td></tr> <tr><td>R 7</td><td>R 12</td><td></td></tr> <tr><td>R 8</td><td>R 13</td><td></td></tr> <tr><td>R 9</td><td>R 14</td><td></td></tr> </table>	R 5	R 10	R 15	R 6	R 11		R 7	R 12		R 8	R 13		R 9	R 14		<p>NR 10</p>
R 5	R 10	R 15															
R 6	R 11																
R 7	R 12																
R 8	R 13																
R 9	R 14																
	<p>Rounding (mm)</p> <table border="1"> <tr><td>R 5</td><td>R 10</td><td>R 15</td></tr> <tr><td>R 6</td><td>R 11</td><td></td></tr> <tr><td>R 7</td><td>R 12</td><td></td></tr> <tr><td>R 8</td><td>R 13</td><td></td></tr> <tr><td>R 9</td><td>R 14</td><td></td></tr> </table>	R 5	R 10	R 15	R 6	R 11		R 7	R 12		R 8	R 13		R 9	R 14		<p>NR 11</p>
R 5	R 10	R 15															
R 6	R 11																
R 7	R 12																
R 8	R 13																
R 9	R 14																
	<p>Rounding (mm)</p> <table border="1"> <tr><td colspan="3">R10 ÷ R45</td></tr> <tr><td colspan="3">Size at 1 mm</td></tr> </table>	R10 ÷ R45			Size at 1 mm			<p>NR 12 NR 13</p>									
R10 ÷ R45																	
Size at 1 mm																	

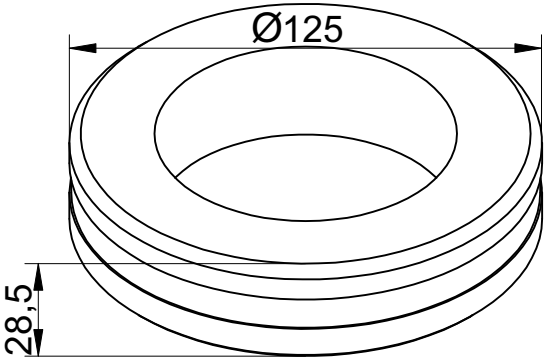
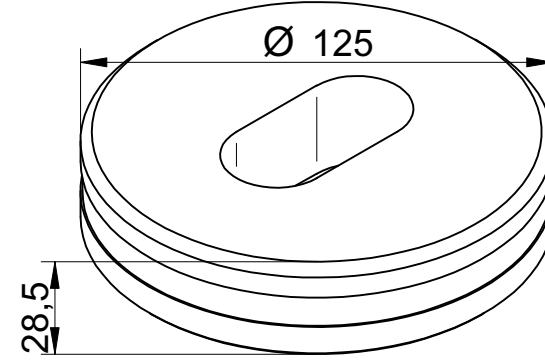
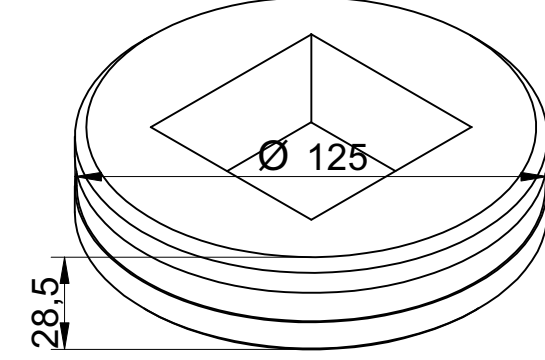
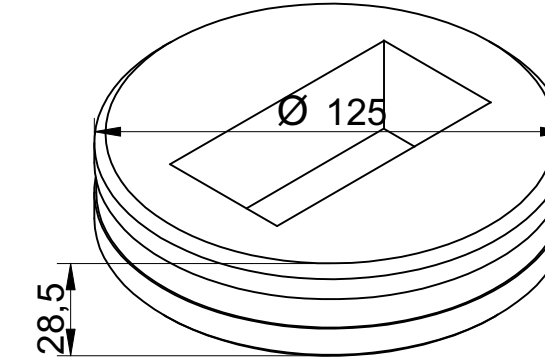
	<p>Round dies \varnothing(mm)</p> <p>3,2 ÷ 33,2 Size at 0,5 mm</p>	<p>NR 5</p>
	<p>Oval dies (mm)</p> <p>5,2x10,2 ÷ 22,7x31,7 Size at 0,5 mm</p>	<p>NR 5</p>
	<p>Square dies (mm)</p> <p>4,2 ÷ 22,7 Size at 0,5 mm</p>	<p>NR 5</p>
	<p>Rectangular dies (mm)</p> <p>8,2x9,2 ÷ 20,2x30,2 8,7x9,7 ÷ 20,7x30,7 Size at 0,5 mm</p>	<p>NR 5</p>
	<p>Dies eccentric \varnothing(mm)</p> <p>5,7 ÷ 24,7 Size at 0,5 mm</p>	<p>NR 5</p>

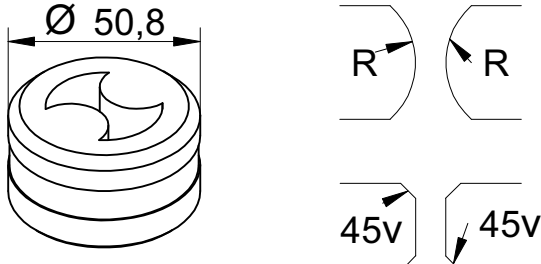
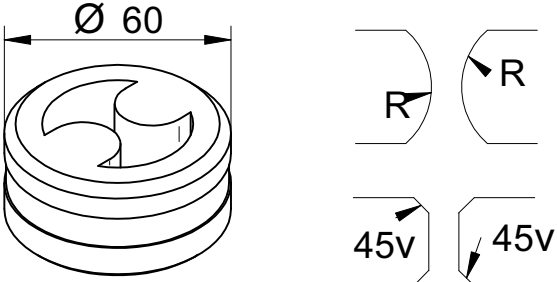
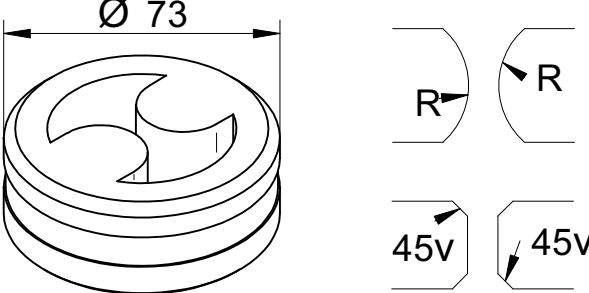
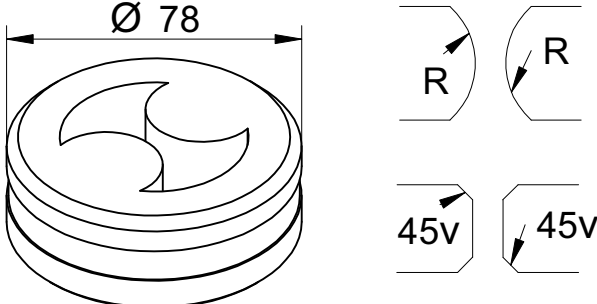
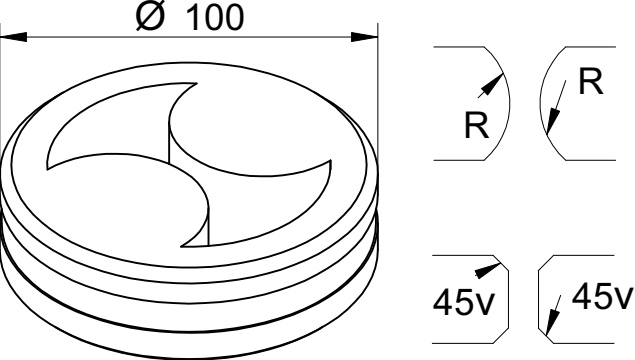
	<p>Round dies \varnothing(mm)</p> <p>3,2 ÷ 33,2 Size at 0,5 mm</p>	<p>NR 8</p>
	<p>Oval dies (mm)</p> <p>5,2x10,2 ÷ 22,7x31,7 Size at 0,5 mm</p>	<p>NR 8</p>
	<p>Square dies (mm)</p> <p>4,2 ÷ 22,7 Size at 0,5 mm</p>	<p>NR 8</p>
	<p>Rectangular dies (mm)</p> <p>8,2x9,2 ÷ 20,2x30,2 8,7x9,7 ÷ 20,7x30,7 Size at 0,5 mm</p>	<p>NR 8</p>
	<p>Dies eccentric \varnothing(mm)</p> <p>5,7 ÷ 24,7 Size at 0,5 mm</p>	<p>NR 8</p>


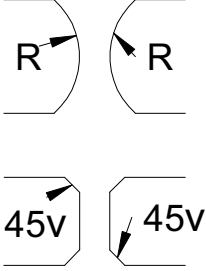
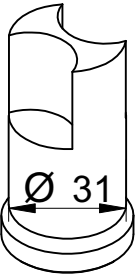
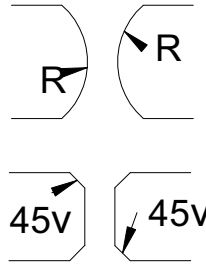
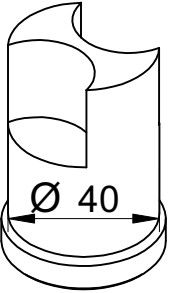
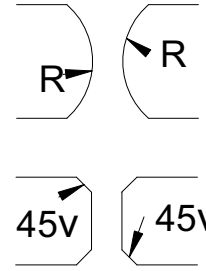
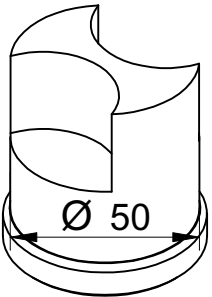
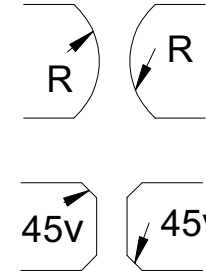
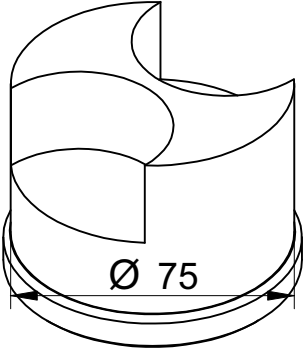
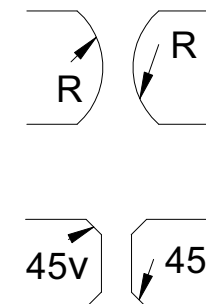
	<p>Round dies \varnothing(mm)</p> <p>3,2 ÷ 50,2 Size at 0,5 mm</p>	<p>NR 11</p>
	<p>Oval dies (mm)</p> <p>5,2x10,2 ÷ 30,7x50,7 Size at 0,5 mm</p>	<p>NR 11</p>
	<p>Square dies (mm)</p> <p>4,2 ÷ 45,7 Size at 0,5 mm</p>	<p>NR 11</p>
	<p>Rectangular dies (mm)</p> <p>10,2x60,2 ÷ 30,2x55,2 10,7x60,7 ÷ 30,7x55,7 Size at 0,5 mm</p>	<p>NR 11</p>
	<p>Dies eccentric \varnothing(mm)</p> <p>5,7 ÷ 30,7 Size at 0,5 mm</p>	<p>NR 11</p>

	<p>Round dies \varnothing(mm)</p> <p>3,2 ÷ 45,2 Size at 0,5 mm</p>	<p>NR 10</p>
	<p>Oval dies (mm)</p> <p>5,2x10,2 ÷ 22,7x45,7 Size at 0,5 mm</p>	<p>NR 10</p>
	<p>Square dies (mm)</p> <p>4,2 ÷ 40,7 Size at 0,5 mm</p>	<p>NR 10</p>
	<p>Rectangular dies (mm)</p> <p>10,2x60,2 ÷ 40,2x50,2 10,7x60,7 ÷ 40,7x50,7 Size at 0,5 mm</p>	<p>NR 10</p>
	<p>Dies eccentric \varnothing(mm)</p> <p>5,7 ÷ 30,7 Size at 0,5 mm</p>	<p>NR 10</p>

	<p>Round dies \varnothing(mm)</p> <p>3,2 ÷ 70,2 Size at 0,5 mm</p>	<p>NR 12</p>
	<p>Oval dies (mm)</p> <p>5,2x10,2 ÷ 50,7x70,7 Size at 0,5 mm</p>	<p>NR 12</p>
	<p>Square dies (mm)</p> <p>4,2 ÷ 55,7 Size at 0,5 mm</p>	<p>NR 12</p>
	<p>Rectangular dies (mm)</p> <p>10,2x60,2 ÷ 30,2x70,2 10,7x60,7 ÷ 30,7x70,7 Size at 0,5 mm</p>	<p>NR 12</p>

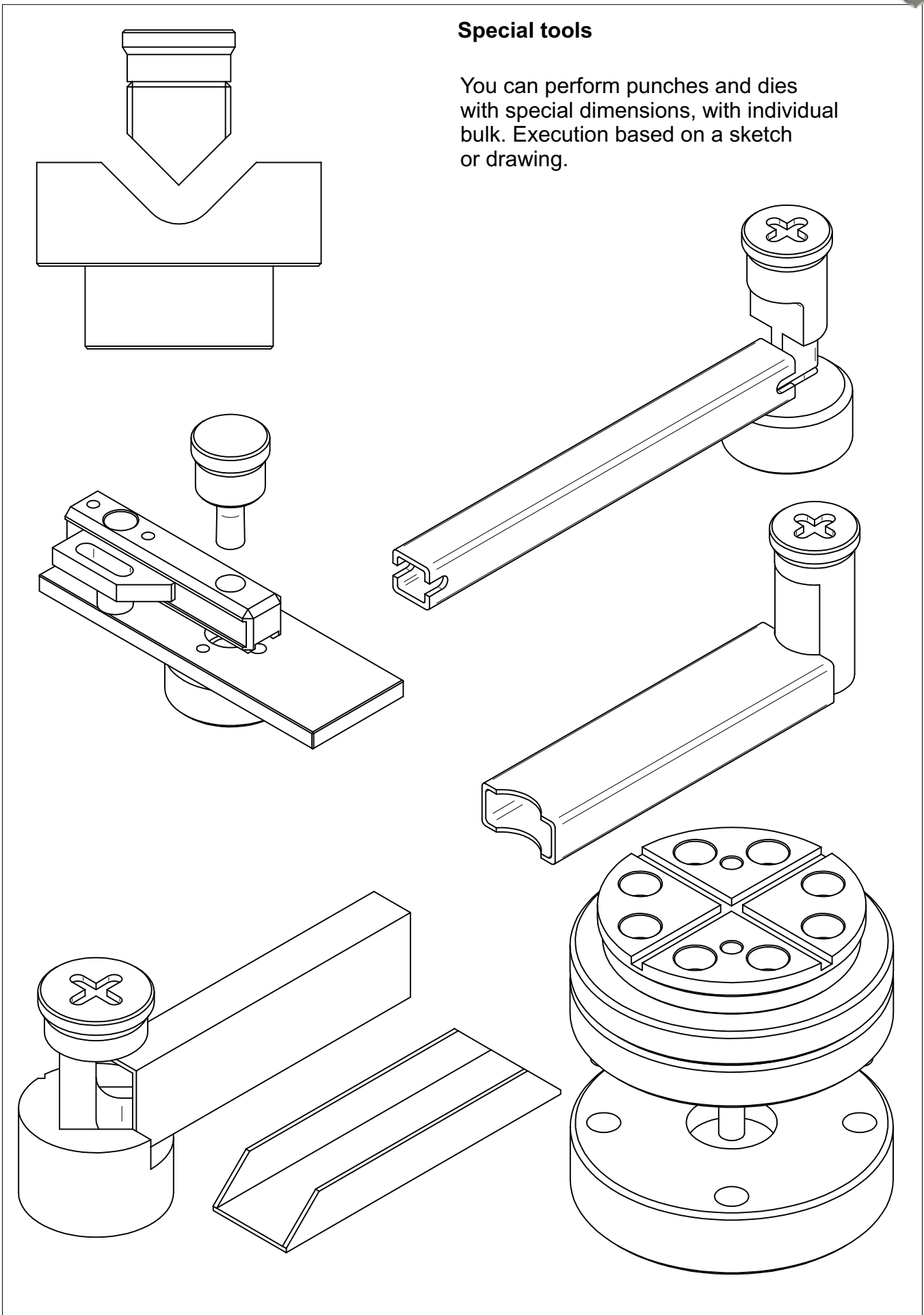
	<p>Round dies \varnothing(mm)</p> <p>3,2 ÷ 90,2 Size at 0,5 mm</p>	<p>NR 13</p>
	<p>Oval dies (mm)</p> <p>5,2x10,2 ÷ 70,7x90,7 Size at 0,5 mm</p>	<p>NR 13</p>
	<p>Square dies (mm)</p> <p>4,2 ÷ 60,7 Size at 0,5 mm</p>	<p>NR 13</p>
	<p>Rectangular dies (mm)</p> <p>10,2x60,2 ÷ 30,2x80,2 10,7x60,7 ÷ 30,7x80,7 Size at 0,5 mm</p>	<p>NR 13</p>

	<p>Cutting and rounding (mm)</p> <p>R 5 R 10 R 6 R 7 R 8 R 9</p>	<p>NR 5</p>
	<p>Cutting and rounding (mm)</p> <p>R 5 R 10 R 15 R 6 R 11 R 7 R 12 R 8 R 13 R 9 R 14</p>	<p>NR 8/31</p>
	<p>Cutting and rounding (mm)</p> <p>R 5 R 10 R 15 R 6 R 11 R 7 R 12 R 8 R 13 R 9 R 14</p>	<p>NR 8/40</p>
	<p>Cutting and rounding (mm)</p> <p>R 5 R 10 R 16 R 6 R 11 R 17 R 7 R 12 R 18 R 8 R 13 R 19 R 9 R 14 R 20 R 10 R 15</p>	<p>NR 11</p>
	<p>Cutting and rounding (mm)</p> <p>R 5 R 10 R 16 R 22 R 6 R 11 R 17 R 23 R 7 R 12 R 18 R 24 R 8 R 13 R 19 R 25 R 9 R 14 R 20 R 26 R 10 R 15 R 21 R 27</p>	<p>NR 12 NR 13</p>

 	<p>Cutting and rounding (mm)</p> <p>R 5 R 10</p> <p>R 6</p> <p>R 7</p> <p>R 8</p> <p>R 9</p>	<p>NR 5</p>
 	<p>Cutting and rounding (mm)</p> <p>R 5 R 10 R 15</p> <p>R 6 R 11</p> <p>R 7 R 12</p> <p>R 8 R 13</p> <p>R 9 R 14</p>	<p>NR 8/31</p>
 	<p>Cutting and rounding (mm)</p> <p>R 5 R 10 R 15</p> <p>R 6 R 11</p> <p>R 7 R 12</p> <p>R 8 R 13</p> <p>R 9 R 14</p>	<p>NR 8/40</p>
 	<p>Cutting and rounding (mm)</p> <p>R 5 R 10 R 16</p> <p>R 6 R 11 R 17</p> <p>R 7 R 12 R 18</p> <p>R 8 R 13 R 19</p> <p>R 9 R 14 R 20</p> <p>R 10 R 15</p>	<p>NR 11</p>
 	<p>Cutting and rounding (mm)</p> <p>R 5 R 10 R 16 R 22</p> <p>R 6 R 11 R 17 R 23</p> <p>R 7 R 12 R 18 R 24</p> <p>R 8 R 13 R 19 R 25</p> <p>R 9 R 14 R 20 R 26</p> <p>R 10 R 15 R 21 R 27</p>	<p>NR 12 NR 13</p>

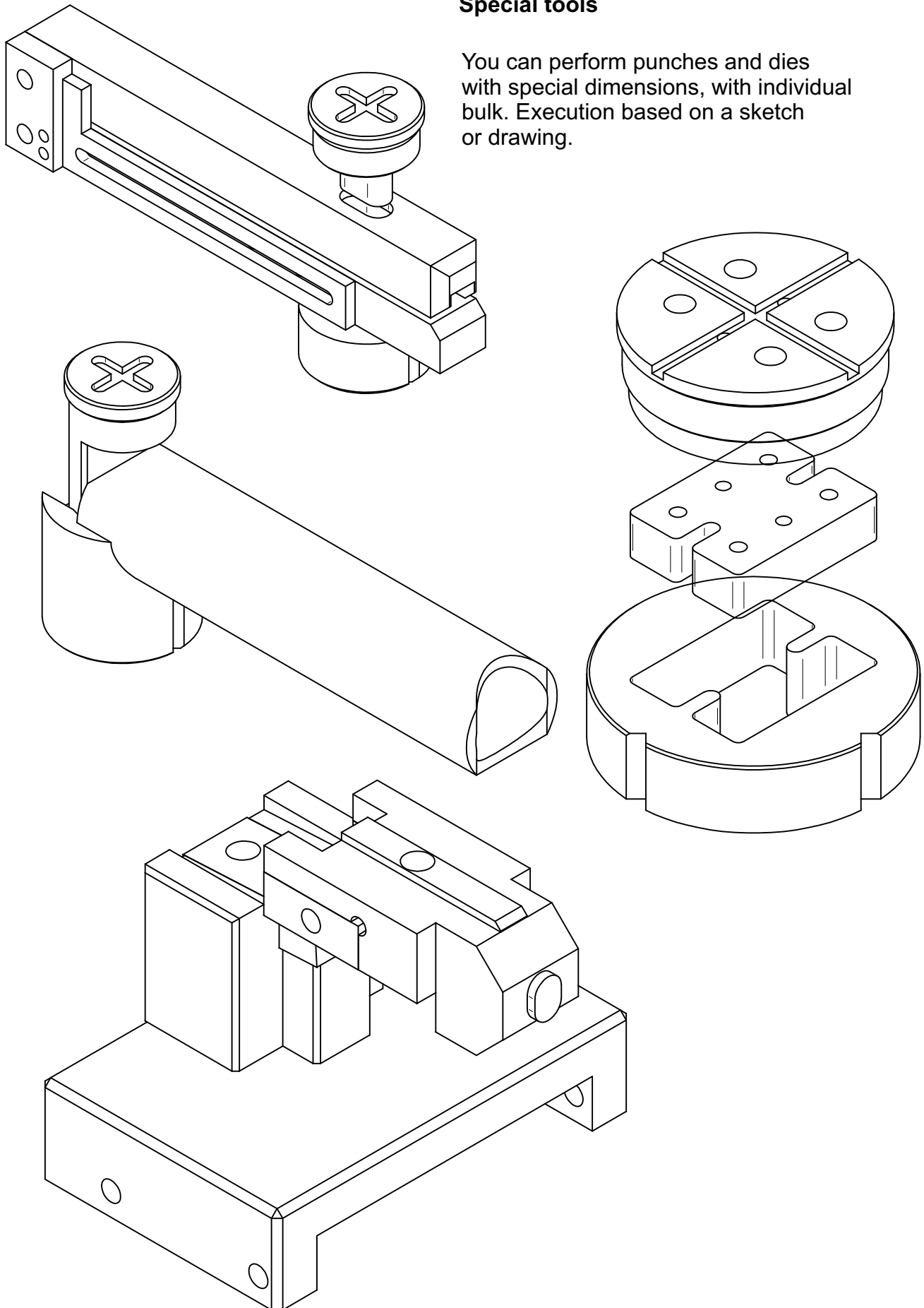
Special tools

You can perform punches and dies with special dimensions, with individual bulk. Execution based on a sketch or drawing.



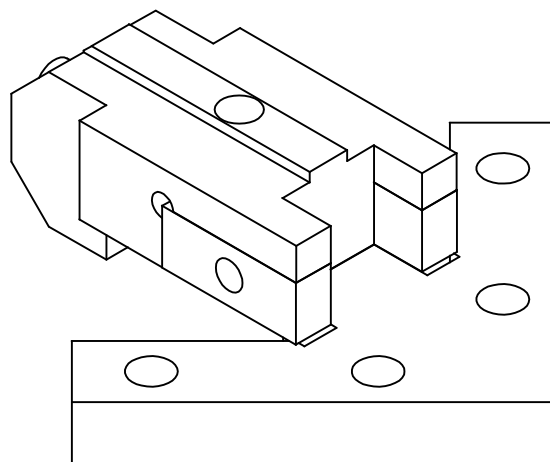
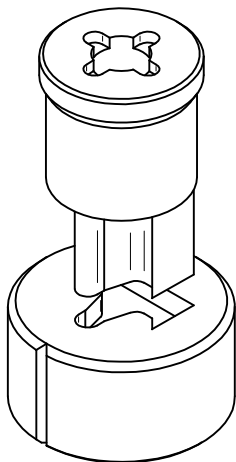
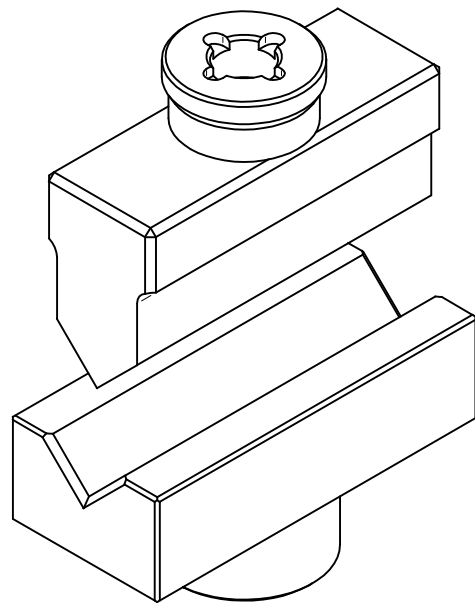
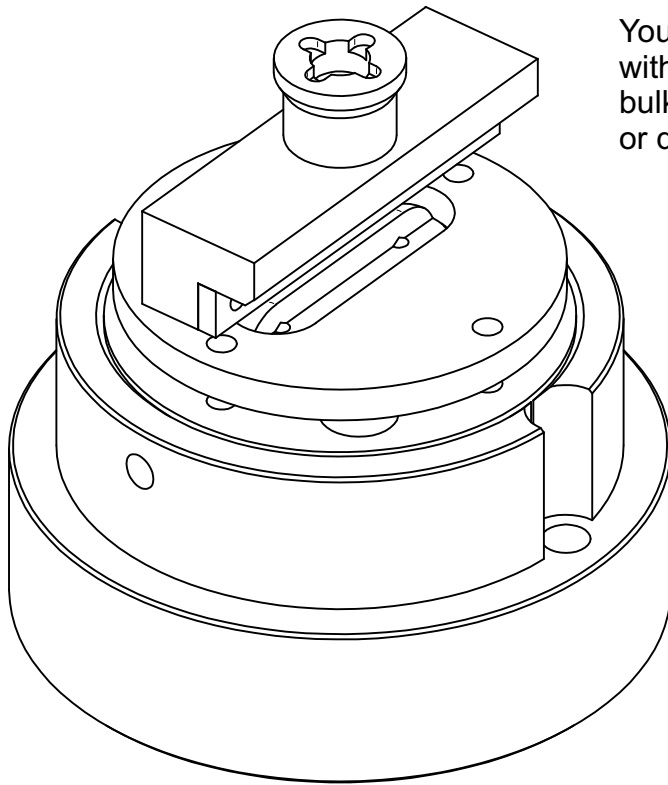
Special tools

You can perform punches and dies with special dimensions, with individual bulk. Execution based on a sketch or drawing.



Special tools

You can perform punches and dies with special dimensions, with individual bulk. Execution based on a sketch or drawing.





DESIGN AND CONSTRUCTION :

- PUNCHES • TRIMMER • PUNCHES AND DIES FOR PUMPING
- PUNCHES AND DIES FOR CUTTING • CNC
- ENGRAVING • TECHNICAL HEAT TREATMENT



WROMET Sp. z o.o.
ul. Kaczeńcowa 2
62-510 Konin

tel. +48 63 245 80 01
info@wromet.com.pl

NIP PL 665-294-89-81
KRS: 000362355